



Name _____

Date _____

1. Circle groups of two shirts.



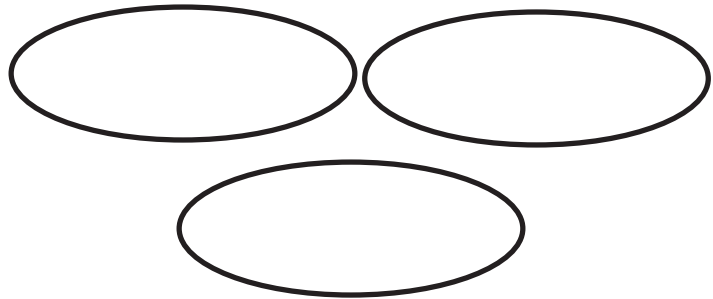

There are _____ groups of two shirts.

2. Circle groups of three pants.




There are _____ groups of three pants.

3. Redraw the 12 wheels into 3 equal groups.



3 groups of _____ wheels


4. Redraw the 12 wheels into 4 equal groups.



4 groups of _____ wheels

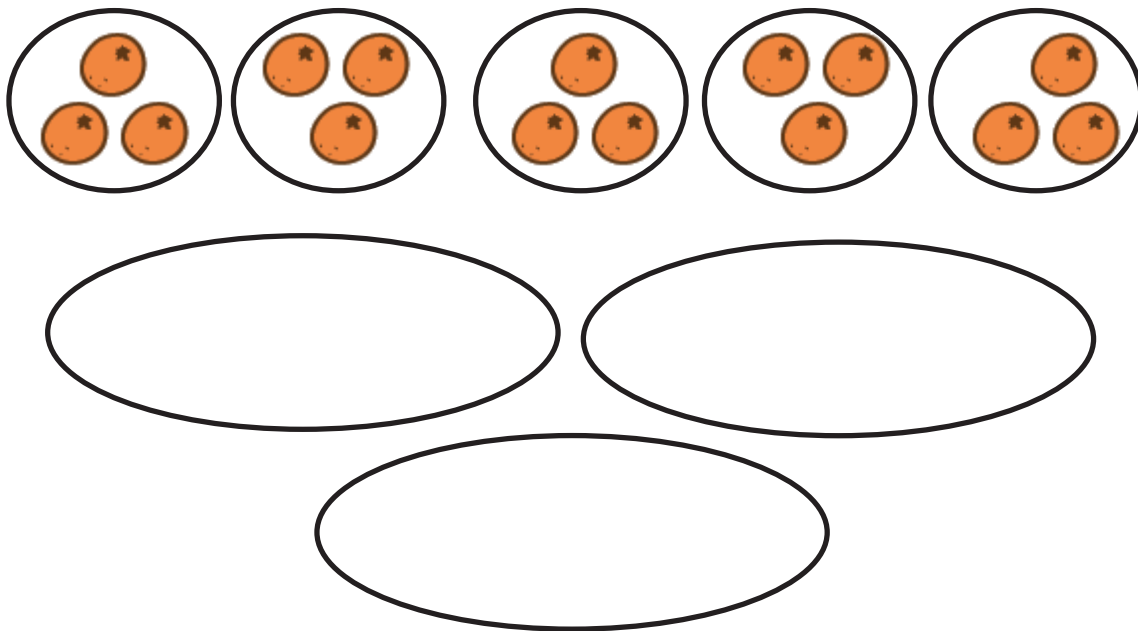


5. Redraw the apples to make each of the 4 groups have an equal amount.



4 groups of _____ apples = _____ apples.

6. Redraw the oranges to make 3 equal groups.



3 groups of _____ oranges = _____ oranges.



Name _____

Date _____

1. Write a repeated addition equation to show the number of objects in each group. Then, find the total.



$$\underline{\quad} + \underline{\quad} + \underline{\quad} = \underline{\quad}$$


$$3 \text{ groups of } \underline{\quad} = \underline{\quad}$$



$$\underline{\quad} + \underline{\quad} + \underline{\quad} + \underline{\quad} = \underline{\quad}$$

$$4 \text{ groups of } \underline{\quad} = \underline{\quad}$$

2. Draw 1 more equal group.




$$\underline{\quad} + \underline{\quad} + \underline{\quad} + \underline{\quad} + \underline{\quad} = \underline{\quad}$$

$$5 \text{ groups of } \underline{\quad} = \underline{\quad}$$



3. Draw 1 more group of four. Then, write a repeated addition equation to match.



$$\underline{\quad} + \underline{\quad} + \underline{\quad} + \underline{\quad} = \underline{\quad}$$

$$\underline{\quad} \text{ groups of } 4 = \underline{\quad}$$

4. Draw 2 more equal groups. Then, write a repeated addition equation to match.



$$\underline{\quad} + \underline{\quad} + \underline{\quad} + \underline{\quad} + \underline{\quad} = \underline{\quad}$$

$$\underline{\quad} \text{ groups of } 4 = \underline{\quad}$$


5. Draw 4 groups of 3 circles. Then, write a repeated addition equation to match.



Name _____


Date _____

1. Write a repeated addition equation to match the picture. Then, group the addends into pairs to show a more efficient way to add.



$$\begin{array}{ccccccc} \underline{\quad} & + & \underline{\quad} & + & \underline{\quad} & + & \underline{\quad} & = & \underline{\quad} \\ \backslash & & / & & \backslash & & / & & \\ \underline{\quad} & & & + & \underline{\quad} & & & = & \underline{\quad} \end{array}$$

4 groups of _____ = 2 groups of _____



$$\begin{array}{ccccccc} \underline{\quad} & + & \underline{\quad} & + & \underline{\quad} & + & \underline{\quad} & = & \underline{\quad} \\ & & & & \underline{\quad} & + & \underline{\quad} & = & \underline{\quad} \end{array}$$

4 groups of _____ = 2 groups of _____



c.

_____ + _____ + _____ + _____ = _____

_____ + _____ = _____

4 groups of _____ = 2 groups of _____

2. Write a repeated addition equation to match the picture. Then, group addends into pairs, and add to find the total.

a.

_____ + _____ + _____ + _____ + _____ = _____

_____ + _____ + 3 = _____

_____ + 3 = _____

b.

_____ + _____ + _____ + _____ + _____ = _____

_____ + _____ + 2 = _____


_____ + 2 = _____



Name _____ Date _____

1. Write a repeated addition equation to find the total of each tape diagram.

a.



$$\underline{\quad} + \underline{\quad} + \underline{\quad} + \underline{\quad} = \underline{\quad}$$

$$4 \text{ groups of } 3 = \underline{\quad}$$

b.



$$\underline{\quad} + \underline{\quad} + \underline{\quad} + \underline{\quad} + \underline{\quad} = \underline{\quad}$$

$$5 \text{ groups of } \underline{\quad} = \underline{\quad}$$

c.



$$\underline{\quad} + \underline{\quad} + \underline{\quad} + \underline{\quad} = \underline{\quad}$$

$$4 \text{ groups of } \underline{\quad} = \underline{\quad}$$

d.



$$\underline{\quad} + \underline{\quad} + \underline{\quad} + \underline{\quad} + \underline{\quad} + \underline{\quad} = \underline{\quad}$$

$$\underline{\quad} \text{ groups of } \underline{\quad} = \underline{\quad}$$



2. Draw a tape diagram to find the total.

a. $5 + 5 + 5 + 5 =$ _____

b. $4 + 4 + 4 + 4 + 4 =$ _____

c. 4 groups of 2

d. 5 groups of 3

e.







Name _____

Date _____

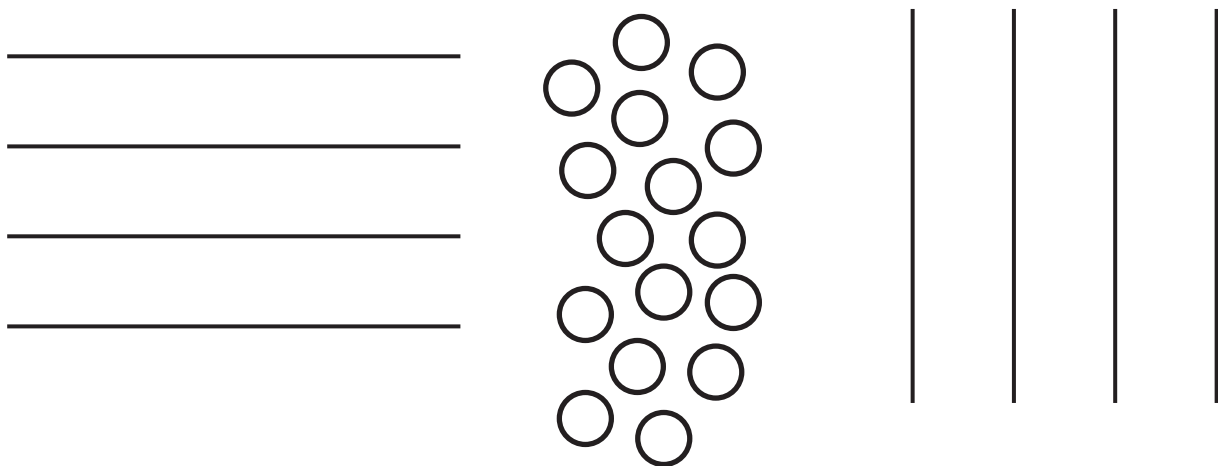
1. Circle groups of five. Then, draw the clouds into two equal rows.



2. Circle groups of four. Redraw the groups of four as rows and then as columns.

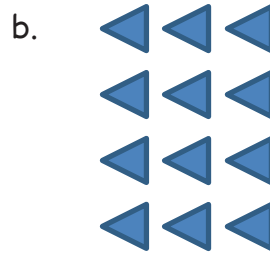



3. Circle groups of four. Redraw the groups of four as rows and then as columns.





4. Count the objects in the arrays from left to right by rows and by columns. As you count, circle the rows and then the columns.



5. Redraw the smiley faces and triangles in Problem 4 as columns of three.

6. Draw an array with 20 triangles.

7. Show a different array with 20 triangles.




Name _____

Date _____

1. Complete each missing part describing each array.


Circle rows.



3 rows of _____ = _____

_____ + _____ + _____ = _____

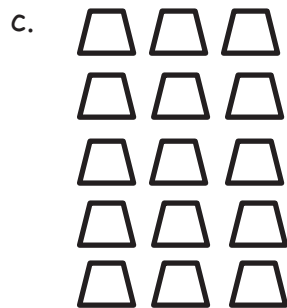
Circle columns.



4 columns of _____ = _____

_____ + _____ + _____ + _____ = _____


Circle rows.



5 rows of _____ = _____

_____ + _____ + _____ + _____ + _____ = _____

Circle columns.



3 columns of _____ = _____

_____ + _____ + _____ = _____



2. Use the array of smiley faces to answer the questions below.

a. _____ rows of _____ = _____



b. _____ columns of _____ = _____



c. _____ + _____ + _____ = _____



d. Add 1 more row. How many smiley faces are there now? _____

e. Add 1 more column to the new array you made in 2(d). How many smiley faces are there now? _____

3. Use the array of squares to answer the questions below.

a. _____ + _____ + _____ + _____ = _____



b. _____ rows of _____ = _____



c. _____ columns of _____ = _____



d. Remove 1 row. How many squares are there now? _____



e. Remove 1 column from the new array you made in 3(d). How many squares are there now? _____



Name _____

Date _____

1. a. One row of an array is drawn below. Complete the array with X's to make 4 rows of 5. Draw horizontal lines to separate the rows.

X X X X X

- b. Draw an array with X's that has 4 columns of 5. Draw vertical lines to separate the columns. Fill in the blanks.

$$\underline{\quad} + \underline{\quad} + \underline{\quad} + \underline{\quad} = \underline{\quad}$$

$$4 \text{ rows of } 5 = \underline{\quad}$$

$$6 \text{ columns of } 5 = \underline{\quad}$$

2. a. Draw an array of X's with 3 columns of 4.

- b. Draw an array of X's with 3 rows of 4. Fill in the blanks below.

$$\underline{\quad} + \underline{\quad} + \underline{\quad} = \underline{\quad}$$

$$3 \text{ columns of } 4 = \underline{\quad}$$

$$3 \text{ rows of } 4 = \underline{\quad}$$



In the following problems, separate the rows or columns with horizontal or vertical lines.

3. Draw an array of X's with 3 rows of 3.

$$\underline{\quad} + \underline{\quad} + \underline{\quad} = \underline{\quad}$$

$$3 \text{ rows of } 3 = \underline{\quad}$$

4. Draw an array of X's with 2 more rows of 3 than the array in Problem 3. Write a repeated addition equation to find the total number of X's.

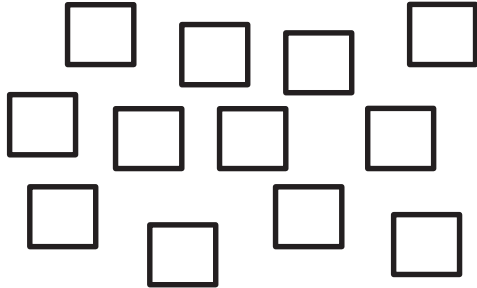
5. Draw an array of X's with 1 less column than the array in Problem 4. Write a repeated addition equation to find the total number of X's.




Name _____

Date _____


1. Create an array with the squares.



2. Create an array with the squares from the set above.



3. Use the array of squares to answer the questions below.



a. There are ____ squares in each row.


b. ____ + ____ + ____ = ____

c. There are ____ squares in each column.

d. ____ + ____ + ____ + ____ + ____ = ____



4. Use the array of squares to answer the questions below.



a. There are ____ squares in one row.

b. There are ____ squares in one column.

c. ____ + ____ = ____

d. 2 columns of ____ = ____ rows of ____ = ____ total

5. a. Draw an array with 15 squares that has 3 squares in each column.

b. Write a repeated addition equation to match the array.

6. a. Draw an array with 20 squares that has 5 squares in each column.

b. Write a repeated addition equation to match the array.

c. Draw a tape diagram to match your repeated addition equation and array.



4. The library books were on the shelf in 4 stacks of 4. How many books were on the shelf?

Draw a tape diagram for each word problem. Write a repeated addition equation to match each tape diagram.

5. Mary placed stickers in columns of 4. She made 5 columns. How many stickers did she use?

6. Jayden put his baseball cards into 5 columns of 3 in his book. How many cards did Jayden put in his book?

Draw a tape diagram and an array. Then, write a repeated addition equation to match.

7. The game William bought came with 3 bags of marbles. Each bag had 3 marbles inside. How many total marbles came with the game?



Name _____

Date _____

Cut out the square tiles below, and construct the following arrays with no gaps or overlaps. On the line, write a repeated addition equation to match each construction on the line.

1. a. Construct a rectangle with 2 rows of 4 tiles.


- b. Construct a rectangle with 2 columns of 4 tiles.

2. a. Construct a rectangle with 3 rows of 2 tiles.

- b. Construct a rectangle with 3 columns of 2 tiles.

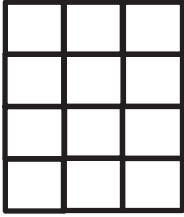
3. a. Construct a rectangle using 10 tiles.

- b. Construct a rectangle using 12 tiles.





4. a. What shape is the array pictured below? _____



- b. In the space below, redraw the above shape with one more column.

- c. What shape is the array now? _____

- d. Draw a different array of tiles that is the same shape as 4(c).



Name _____


Date _____

1. a. Construct an array with 9 square tiles.
b. Write a repeated addition equation to match the array.

2. a. Construct an array with 10 square tiles.
b. Write a repeated addition equation to match the array.

- c. Rearrange the 10 square tiles into a different array.
- d. Write a repeated addition equation to match the new array.

Cut out each square tile. Use the tiles to construct the arrays in Problems 1-4.





3. a. Construct an array with 12 square tiles.
b. Write a repeated addition equation to match the array.

- c. Rearrange the 12 square tiles into a different array.
d. Write a repeated addition equation to match the new array.

4. Construct 2 arrays with 14 square tiles.
a. 2 rows of _____ = _____
b. 2 rows of _____ = 7 rows of _____



Name _____ Date _____

1. Cut out and trace the square tile to draw an array with 2 rows of 4.

Cut out
and trace.

$$2 \text{ rows of } 4 = \underline{\quad\quad}$$

$$\underline{\quad\quad} + \underline{\quad\quad} = \underline{\quad\quad}$$

2. Trace the square tile to make an array with 3 columns of 5.

$$3 \text{ columns of } 5 = \underline{\quad\quad}$$

$$\underline{\quad\quad} + \underline{\quad\quad} + \underline{\quad\quad} = \underline{\quad\quad}$$



3. Complete the following arrays without gaps or overlaps. The first tile has been drawn for you.

a. 4 rows of 5



b. 5 columns of 2



c. 4 columns of 3





Name _____

Date _____

Cut out and use your square tiles to complete the steps for each problem.

Problem 1

Step 1: Construct a rectangle with 5 rows of 2.

Step 2: Separate 2 rows of 2.

Step 3: Write a number bond to show the whole and two parts. Write a repeated addition sentence to match each part of your number bond.

Problem 2

Step 1: Construct a rectangle with 4 columns of 3.

Step 2: Separate 2 columns of 3.

Step 3: Write a number bond to show the whole and two parts. Write a repeated addition sentence to match each part of your number bond.



3. Use 9 square tiles to construct a rectangle with 3 rows.

a. _____ rows of _____ = _____

b. Remove 1 row. How many squares are there now? _____

c. Remove 1 column from the new rectangle you made in 3(b). How many squares are there now? _____

4. Use 14 square tiles to construct a rectangle.

a. _____ rows of _____ = _____

b. Remove 1 row. How many squares are there now? _____

c. Remove 1 column from the new rectangle you made in 4(b). How many squares are there now? _____




Name _____

Date _____

1. Imagine that you have just cut this rectangle into rows.

a. What do you see? Draw a picture.



How many squares are in each row? _____

b. Imagine that you have just cut this rectangle into columns. What do you see?
Draw a picture.

How many squares are in each column? _____

2. Create another rectangle using the same number of squares.

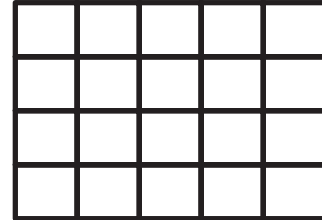
How many squares are in each row? _____

How many squares are in each column? _____



3. Imagine that you have just cut this rectangle into rows.

a. What do you see? Draw a picture.



How many squares are in each row? _____

b. Imagine that you have just cut this rectangle into columns. What do you see?
Draw a picture.

How many squares are in each column? _____

4. Create another rectangle using the same number of squares.

How many squares are in each row? _____


How many squares are in each column? _____



Name _____


Date _____

1. Shade in an array with 3 rows of 2.




Write a repeated addition equation for the array.

2. Shade in an array with 2 rows of 4.



Write a repeated addition equation for the array.

3. Shade in an array with 4 columns of 5.



Write a repeated addition equation for the array.



4. Draw one more column of 2 to make a new array.




Write a repeated addition equation for the new array.

5. Draw one more row of 3 and then one more column to make a new array.



Write a repeated addition equation for the new array.

6. Draw one more row and then two more columns to make a new array.



Write a repeated addition equation for the new array.





Name _____



Date _____

1. Shade to create a copy of the design on the empty grid.



a.



b.





c.






2. Create two different designs.



3. Use colored pencils to create a design in the bolded square section. Create a tessellation by repeating the design throughout.



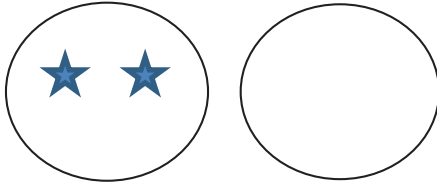


Name _____

Date _____

1. Draw to double the group you see. Complete the sentences, and write an addition equation.

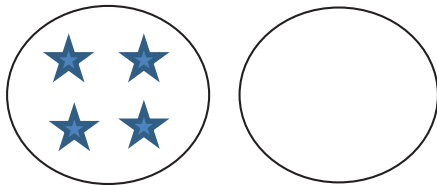
a.



There are _____ stars in each group.

$$\underline{\quad\quad} + \underline{\quad\quad} = \underline{\quad\quad}$$

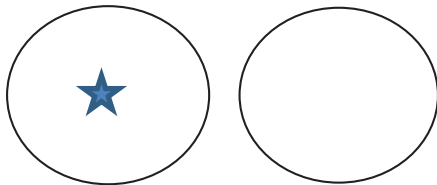
b.



There are _____ stars in each group.

$$\underline{\quad\quad} + \underline{\quad\quad} = \underline{\quad\quad}$$

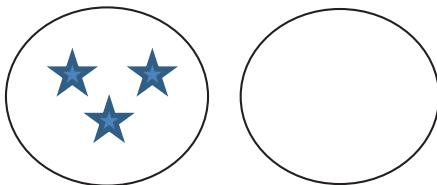
c.



There is _____ star in each group.

$$\underline{\quad\quad} + \underline{\quad\quad} = \underline{\quad\quad}$$

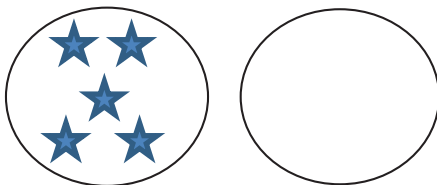
d.



There are _____ stars in each group.

$$\underline{\quad\quad} + \underline{\quad\quad} = \underline{\quad\quad}$$

e.



There are _____ stars in each group.

$$\underline{\quad\quad} + \underline{\quad\quad} = \underline{\quad\quad}$$



2. Draw an array for each set. Complete the sentences. The first one has been drawn for you.

a. **2 rows of 6**



2 rows of 6 = _____

_____ + _____ = _____

6 doubled is _____.

b. **2 rows of 7**

2 rows of 7 = _____

_____ + _____ = _____

7 doubled is _____.

c. **2 rows of 8**

_____ rows of _____ = _____

_____ + 8 = _____

8 doubled is _____.

d. **2 rows of 9**

2 rows of 9 = _____

_____ + _____ = _____

9 doubled is _____.

e. **2 rows of 10**

_____ rows of _____ = _____

10 + _____ = _____

10 doubled is _____.

3. List the totals from Problem 1. _____

List the totals from Problem 2. _____

Are the numbers you have listed even or not even? _____

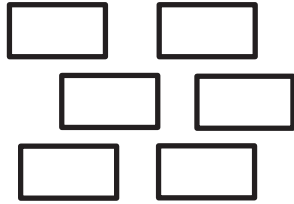
Explain in what ways the numbers are the same and different.



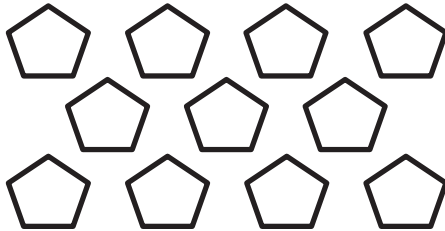
Name _____

Date _____

1. Pair the objects to decide if the number of objects is even.



Even/Not Even




Even/Not Even



Even/Not Even

2. Draw to continue the pattern of the pairs in the spaces below until you have drawn zero pairs.





- Write the number of hearts in each array in Problem 2 in order from greatest to least.
- Circle the array in Problem 2 that has 2 columns of 6.
- Box the array in Problem 2 that has 2 columns of 8.
- Redraw the set of stars as columns of two or 2 equal rows.



There are _____ stars.

Is _____ an even number? _____

- Circle groups of two. Count by twos to see if the number of objects is even.

a. There are _____ twos. There are _____ left over.

b. Count by twos to find the total.
 _____ / _____ / _____ / _____ / _____ / _____ / _____ / _____

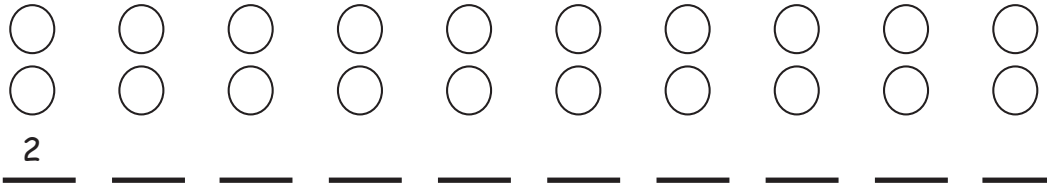
c. This group has an even number of objects: True or False.



Name _____

Date _____

1. Skip-count the columns in the array. The first one has been done for you.



2. a. Solve.

$1 + 1 = \underline{\quad}$

$6 + 6 = \underline{\quad}$

$2 + 2 = \underline{\quad}$

$7 + 7 = \underline{\quad}$

$3 + 3 = \underline{\quad}$

$8 + 8 = \underline{\quad}$

$4 + 4 = \underline{\quad}$

$9 + 9 = \underline{\quad}$

$5 + 5 = \underline{\quad}$

$10 + 10 = \underline{\quad}$

b. How is the array in Problem 1 related to the answers in Problem 2(a)?

3. Fill in the missing even numbers on the number path.

18, 20, _____, _____, 26, _____, 30, _____, 34, _____, 38, 40, _____, _____



4. Fill in the missing odd numbers on the number path.

0, _____, 2, _____, 4, _____, 6, _____, 8, _____, 10, _____, 12, _____, 14

5. Write to identify the **bold** numbers as even or odd. The first one has been done for you.

a. $4 + 1 = 5$ <u>even</u> + 1 = <u>odd</u>	b. $13 + 1 = 14$ _____ + 1 = _____	c. $20 + 1 = 21$ _____ + 1 = _____
d. $8 - 1 = 7$ _____ - 1 = _____	e. $16 - 1 = 15$ _____ - 1 = _____	f. $30 - 1 = 29$ _____ - 1 = _____

6. Are the **bold** numbers even or odd? Circle the answer, and explain how you know.

a. 21 even/odd	Explanation:
b. 34 even/odd	Explanation:



2. Solve. Tell if each number is odd (O) or even (E) on the line below.

a. $6 + 6 = \underline{\quad}$
 $\underline{\quad} + \underline{\quad} = \underline{\quad}$

e. $7 + 8 = \underline{\quad}$
 $\underline{\quad} + \underline{\quad} = \underline{\quad}$

b. $8 + 13 = \underline{\quad}$
 $\underline{\quad} + \underline{\quad} = \underline{\quad}$

f. $9 + 11 = \underline{\quad}$
 $\underline{\quad} + \underline{\quad} = \underline{\quad}$

c. $9 + 15 = \underline{\quad}$
 $\underline{\quad} + \underline{\quad} = \underline{\quad}$

g. $7 + 14 = \underline{\quad}$
 $\underline{\quad} + \underline{\quad} = \underline{\quad}$

d. $17 + 8 = \underline{\quad}$
 $\underline{\quad} + \underline{\quad} = \underline{\quad}$

h. $9 + 9 = \underline{\quad}$
 $\underline{\quad} + \underline{\quad} = \underline{\quad}$

3. Write three number sentence examples to prove that each statement is correct.

Even + Even = Even	Even + Odd = Odd	Odd + Odd = Even



4. Write two examples for each case. Next to your answer, write if your answers are even or odd. The first one has been done for you.

a. Add an even number to an even number.

32 + 8 = 40 even _____

b. Add an odd number to an even number.

c. Add an odd number to an odd number.
